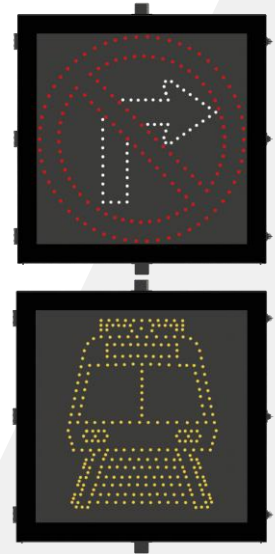

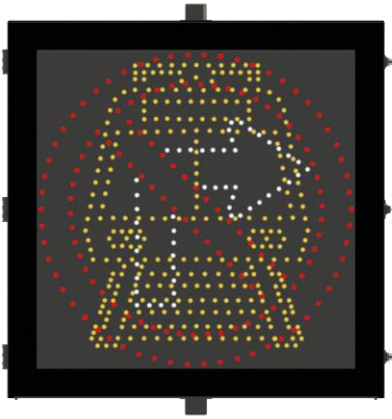


## 2 PHASE: NO RIGHT TURNS / TRAIN SYMBOL – W10-7 / R3-1 – 30"X30"

SESA Product ID : 200102



### General

- MUTCD Symbol: R3-1 / W10-7
- MUTCD Symbol size: 30"X30"
- Front Access Door
- String LED Color: AMBER/RED/WHITE
- 30 deg. cone of vision
- Automatic brightness control via photosensor

### Construction

- 5052 Aluminum alloy
- NEMA 3R
- Powder coat (Black Matte) for all external surfaces
- Matt Polycarbonate front face
- Assembled with stainless steel hardware
- Pad lockable latches

### Dimensions

- Height: 32"
- Width: 32"
- Depth: 5.5"
- Weight: 43 lbs. (19.5 Kg)

### Electrical

- Supply Voltage: 120 VAC
- Typical Power: 11W/15W
- Max Power: 18W/25W

### Environmental

- Operating Temperature: -30°F to +165°F (-34°C to +74°C)
- Humidity: 0% to 99% noncondensing

### Standard Control

- Dry Contact

### More Control Options:

- Wet Contacts
- Wireless Radio
- Customizable Activation

### Mounting Options:

- Mast Arm
- Side Pole
- Span Wire Hanger

### Other Options:

- With Visor (6" Width)
- Without Visor
- Without polycarbonate

### Upgrades:

- Solar with 24 VDC batteries

Proudly Made In America



Note: SESA policy is to constantly improve its product, all product descriptions are subject to change